



Signage Guidelines
For
Mukhya Mantri Gram Sadak Yojana
(MMGSY)



Guidelines for Installation of Signages for “ MUKHYA MANTRI GRAM SADAK YOJANA”

All the roads under MMGSY shall be installed with Mandatory regulatory signs, Cautionary / Warning Signs and informatory signs as per the provisions contained in code of practice for Road signs, IRC 67-2012 and as per the provisions given in Section 1700 of Specifications for Rural Roads, Ministry of Rural Development published by IRC in year January-2014. Adequate provisions for Road Signs, Road Markings, Cat Eyes and other road appurtenances shall be made in project.

In addition to above, it would be mandatory to install “MMGSY Logo Board”, Main Informatory Sign board as per the guidelines given Below:

1. **Logo Board at Starting point of the MMGSY Road:** Any road work under Mukhya Mantri Gram Sadak Yojana generally starts from existing NH, SH, MDR or ODR and it is essential that the information should be displayed on the road from where the MMGSY road starts, as such , a “Logo Board – Entry” shall be installed as per the design & details given in Figure-1. The information should be displayed in such a way that the information should be visible from both the directions
2. **Logo Board at Intermediate distance on the MMGSY Road:** logo boards shall be fixed in the following manner:
 - 2.1.If the road length is < 2km (Less than 2kms), one logo board at finishing point of the road
 - 2.2.If the road length is > 2km (More Than 2kms), one logo board at appr. 2km including the board at the finishing point of the road
 - 2.3. Size of the MMGSY Logo: 600mm x 600mm
 - 2.4. Size of the MMGSY Title Plate: 1100mm x 300mm
3. **MMGSY Project Title Information Board:** A Title information board as prescribed in section 1700 of specifications for Rural road published by IRC in January 2014 shall be fixed at starting point of MMGSY road. The details and design are given in figure 2.
4. **MMGSY Citizen Information Board:** A Citizen information board should be fixed at starting point of MMGSY road. The details and design are given in figure 3.



FIGURE-1 : MMGSY LOGO BOARD (OPTION-1)

MMGSY "LOGO" Board : Providing and fixing of MMGSY LOGO informatory sign board shall be a composite unit consisting of Two Plates of ACM (Aluminum Composite Material), material specifications as per clause 17001.3. The top most plate will be of 3mm ACP in diamond shape of 600x600mm size, riveted with MS angle iron frame of 25mmx25mmx5mm size on back on edges. The Lower plate will be of 4mm ACP of 1100x300mm size riveted with MS angle iron frame of 25mmx25mmx5mm size on back on edges. Riveting of all the sheets over angle and flat iron frame will be done neatly to have plain surface on one side. The angle iron frame of both the plates will be welded to a 75mm x75mmx6mm Mild steel post at Centre and this post will be embedded in cement concrete M15 grade block of 450x450x600mm below ground level. The height of the bottom of the lower plate will be 1200mm from normal ground level. The spacing between the diamond shaped plate and Lower Plate is kept 150mm. MMGSY logo, letters and numerals on the ACM should be made up of Retro Reflective sheeting of Type-1 AEGP Class-A grade as per the latest MORD section 1700 and IRC 67-2012 specifications. All the section of the frame and posts shall be painted with primer and two coats of epoxy paint. The design, painting and lettering shall be done as per the MMGSY Logo sign Design and as directed by Engineer in-charge. A warranty for 5 years for the Retro reflective sheeting for Type-1 Class-A from original manufacturer shall be submitted by contractor.






FIGURE 1: MMGSY LOGO BOARD (OPTION-2)

MMGSY "LOGO" Board : Providing and fixing of MMGSY LOGO informatory sign board shall be a composite unit consisting of Two Plates of ACM (Aluminum Composite Material), material specifications as per clause 17001.3. The top most plate will be of 3mm ACP in diamond shape of 600x600mm size, riveted with MS angle iron frame of 25mmx25mmx5mm size on back on edges. The Lower plate will be of 4mm ACP of 1200x450mm size riveted with MS angle iron frame of 25mmx25mmx5mm size on back on edges. Riveting of all the sheets over angle and flat iron frame will be done neatly to have plain surface on one side. The angle iron frame of both the plates will be welded to a 75mm x75mmx6mm Mild steel post at Centre and this post will be embedded in cement concrete M15 grade block of 450x450x600mm below ground level. The height of the bottom of the lower plate will be 1200mm from normal ground level. The spacing between the diamond shaped plate and Lower Plate is kept 150mm. MMGSY logo, letters and numerals on the ACM should be made up of Retro Reflective sheeting of Type-1 AEGP Class-A grade as per the latest MORD section 1700 and IRC 67-2012 specifications. All the section of the frame and posts shall be painted with primer and two coats of epoxy paint. The design, painting and lettering shall be done as per the MMGSY Logo sign Design and as directed by Engineer in-charge. A warranty for 5 years for the Retro reflective sheeting for Type-1 Class-A from original manufacturer shall be submitted by contractor.

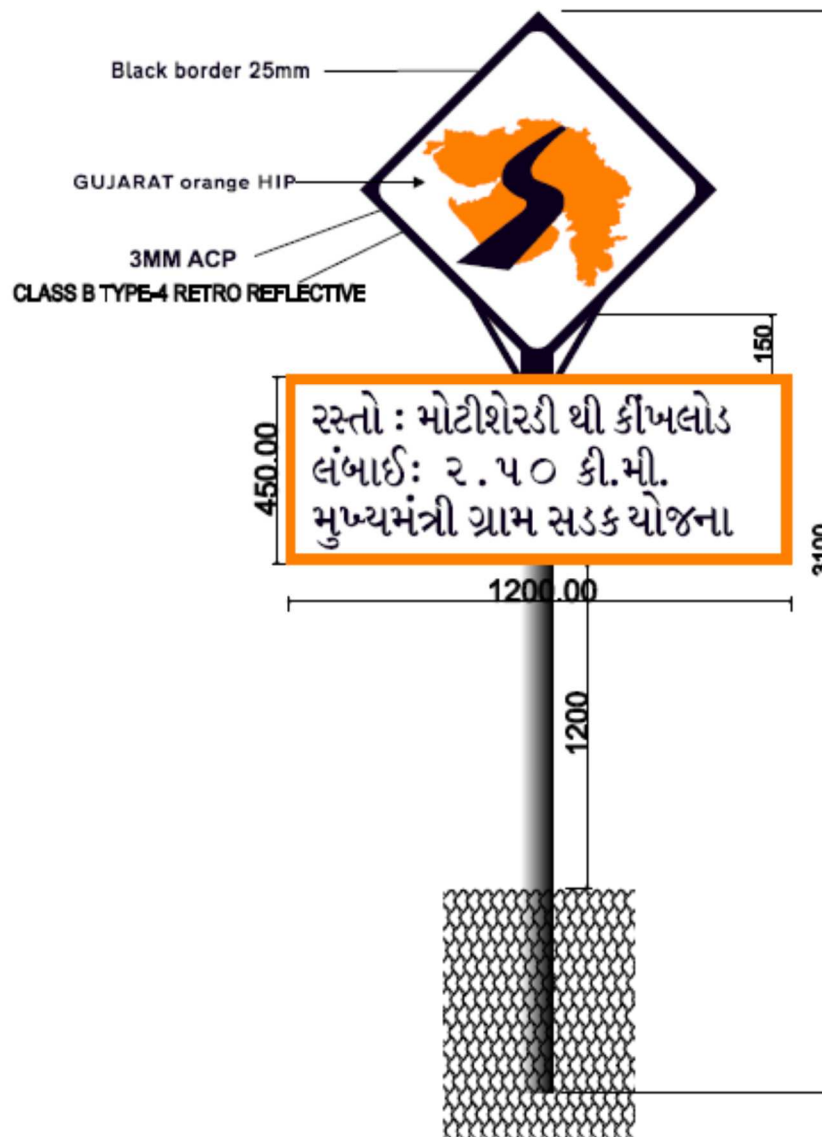




FIGURE-2 : MMGSY PROJECT TITLE INFORMATION BOARD

MMGSY Project Title Information Board: Providing and fixing of typical MMGSY Project informatory sign board will be a composite unit consisting of Three Plates ACM (Aluminum Composite Material), material specifications as per clause 17001.3. The top most plate will be of 3mm ACM in diamond shape of 600x600mm size, riveted with MS angle iron frame of 25mmx25mmx5mm size on back on edges. The middle 4mm ACM plate of will be 1200x150mm size riveted with MS angle iron frame of 25mmx25mmx5mm size on back on edges. The main 4mm ACM lower most plate will be 1500mmx600mm size, riveted with MS angle iron frame of 25mmx25mmx5mm size. The angle iron frame of lower most plate and flat iron frame of the middle plate will be welded to two nos. 75mm x75mm (12 SWG) sheet tubes posts placed at 1125mm apart centre to centre. The top of the middle plate will be flushed with the top of 75mm dia medium steel tube posts and these posts will be embedded in cement concrete M15 grade block of 450x450x600mm below ground level. The height of the bottom of the lower plate will be 1200mm from normal ground level and the bottom of the middle plate will be 100mm above the top level of the lower most plate. the diamond shaped plate mounted over flat angle iron frame will be connected to middle plate by square steel section of 47mmx47mm, thickness 12SWG having a spacing of 100mm between the diamond shaped plate. MMGSY logo, letters and numerals on the ACM should be made up of Retro Reflective sheeting of Type-1 AEGP Class-A grade as per the latest MORD section 1700 and IRC 67-2012 specifications. All the section of the frame and posts shall be painted with primer and two coats of epoxy paint. The design, painting and lettering shall be done as per the MMGSY Signage Guide and as directed by Engineer-In-charge. . A warranty for 5 years for the Retro reflective sheeting for Class-A respectively, from original manufacturer shall be submitted by contractor.

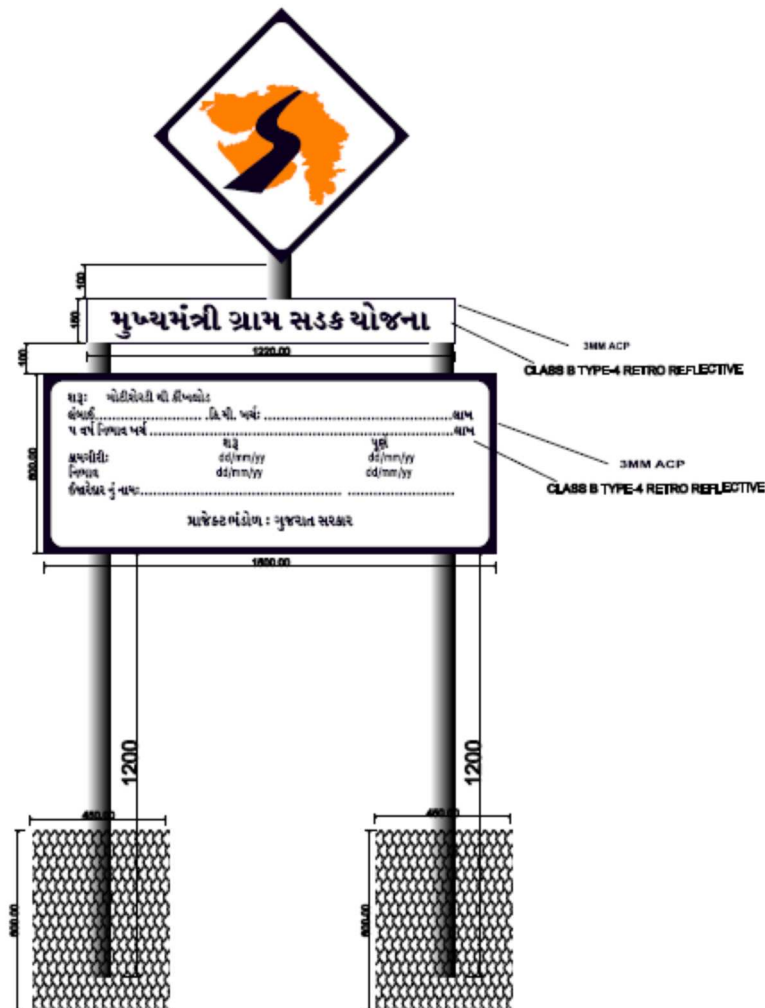
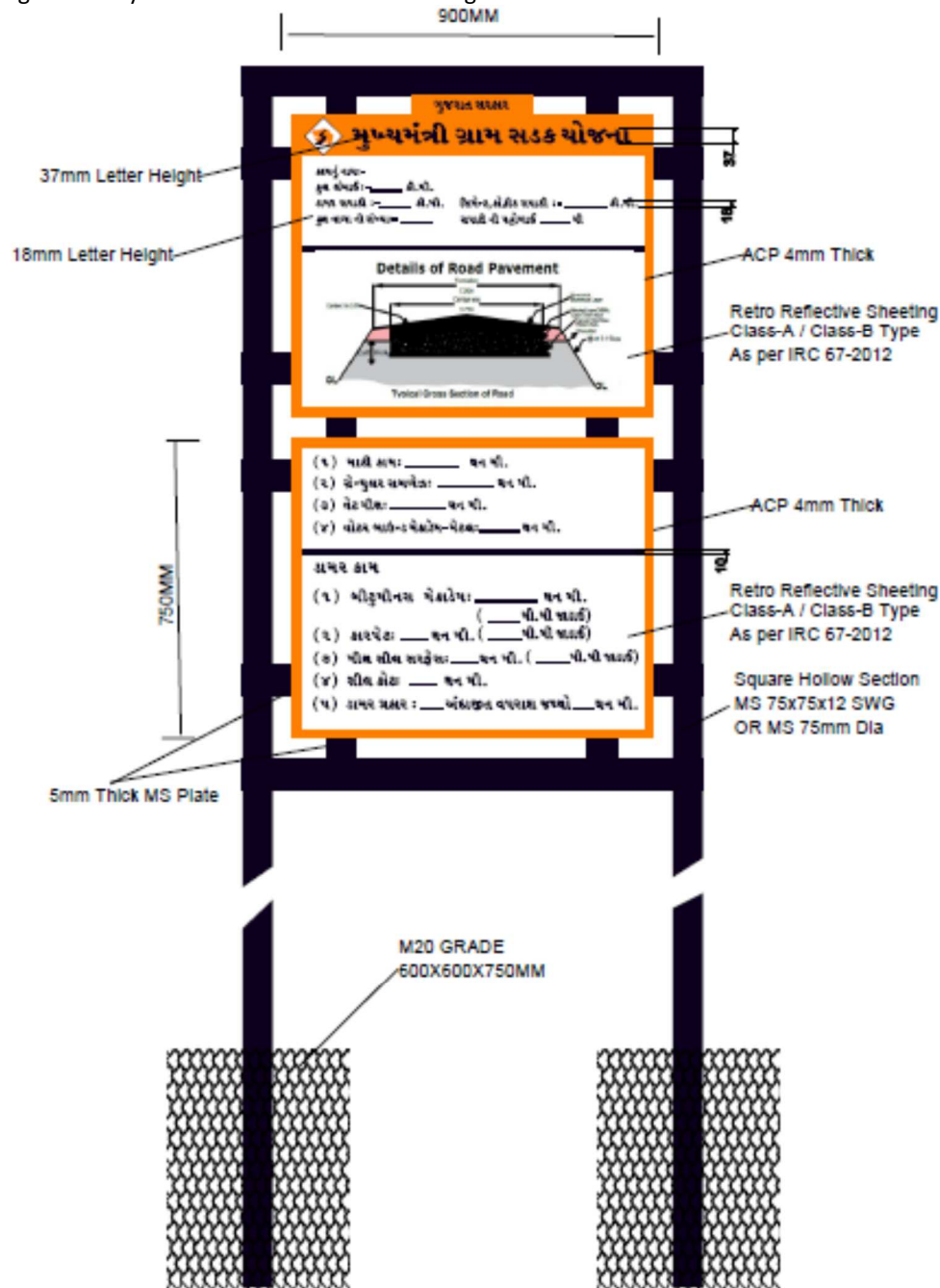


FIGURE: 3 - MMGSY CITIZEN INFORMATION SIGN BOARD

MMGSY Citizen's information Board- Providing and fixing of typical MMGSY information board as per instruction. Two ACP sheets of 3 mm thick, of 900 mm x 750mm size fixed at top & bottom duly rivetted with MS angles of 25 x 25 x 5 mm thick M.S angle shall be welded by two vertical M.S angle of 5 mm thick to 75 mm x 75 mm of 12 SWG square tubes posts duly embedded in cement concrete M-15 grade blocks of 600mm x 600mm x 75mm, below ground level. The letters & figure of any shade reflectorised with High Intensity Prismatic Grade Retro Reflective Sheeting of Type-4 as per ASTM D-4956 and latest MORD specifications; All sections of framed posts and steel tube will be painted with primer and two coats of epoxy paints as per drawing Clause 1701 and Annexure 1700.1 (10.16). (A) Class-B High intensity Grade Retro Reflective sheeting.





Detailed Technical Specifications

Placement and Operation of Road Signs

Placement of road signs will be within road users' view. To aid in conveying proper meaning, road signs will be positioned with respect to the location or situation to which it applies. The location and legibility of the road sign will be such as to provide adequate response time to road users to read and take action at the operating speed.

Orientation of Signs

The signs will be placed at right angles to the line of travel of the approaching traffic. Where light reflection from the sign face is encountered to such an extent as to reduce legibility, the sign should be turned slightly away from the road. On horizontal curves, the sign should not be fixed normal to the carriageway but the angle of placement will be determined with regard to the course of the approaching traffic.

Sign faces will be normally vertical, but on gradients it may be desirable to tilt a sign forward or backward from the vertical to make it normal to the line of sight and improve the viewing angle.

Cautionary/warning and mandatory signs will be fabricated through process of screen printing. In case the facility is not locally available in the region of work, these signs and informatory signs may have inscription /message having cut letters of non-reflective black sheeting which shall be bonded well on the base sheeting as directed by Engineer in charge.

1. Material for Signs:

The various materials and fabrication of road signs shall conform to the following requirements:

1.1 Concrete

Concrete for footing shall be of the grade shown on the contract drawings or of minimum M15 grade conforming to section 800 of the specifications for MORD.

1.2 Reinforcing Steel

Reinforcing steel shall conform to the requirements of IS 1786 unless otherwise specified.

1.3 Bolts, Nuts and Washers

High strength bolts shall conform to IS 1367 whereas precision bolts, nuts, etc. shall conform to IS 1364.

1.4 Plates and Supports

Plates and support sections for the signposts shall conform to IS 226 and IS 2062 or any other stated IS specification.

1.5 Substrate

Aluminium Composite Material(ACM) conforming to following subsections.



a) Aluminium Sheet

Aluminium sheets used for sign boards shall be of smooth, hard and corrosion resistant aluminium alloy conforming to IS 736 - Material Designation 24345 or 1900.

b) Aluminum Composite Material (ACM)

ACM sheets used for sign boards is a sandwiched construction with a thermoplastic core of „Low Density Polyethylene“ (LDPE) between two thick skins/sheets of Aluminium with overall thickness of 4 mm and 3 mm, and Aluminium skin thickness of 0.4 - 0.5 mm and 0.25 - 0.3 mm respectively on both sides. The retro reflective sheeting must be applied on the top surface with aluminum surface with recommended surface preparation from sheeting manufacturer. A fluorocarbon coating may be applied over the exposed surface of aluminium to ensure corrosion resistant and weatherability and shall conform to relevant ASTM. The mechanical properties of 4mm and 3mm ACM and that of its Aluminum skin shall conform to the requirement given in Table 1.1, when tested in accordance with the test methods mentioned against each of them

Table 1.1 Specifications for Aluminum Composite Material (ACM)

Sl No.	Description	Specification for 4mm		Specification for 3mm
		Standard test	Acceptable value	Acceptable value
A	Mechanical Properties of ACM			
1	Peel off strength with retro reflective sheeting. (Drum Peel Test)	ASTM D903	Min. 4 N/mm	Min. 4 N/mm
2	Tensile strength	ASTM E8	Min. 40 N/mm ²	Min. 30 N/mm ²
3	0.2% Proof Stress	ASTM E8	Min. 34 N/mm ²	Min. 34 N/mm ²
4	Elongation	ASTM E8	Min. 6 %	Min. 5 %
5	Flexural strength	ASTM C393	Min. 130 N/mm ²	Min. 120 N/mm ²
6	Shear strength with Punch shear test	ASTM D732	Min. 18 N/mm ²	Min. 18 N/mm ²
B	Properties of Aluminium Skin			
1	Tensile strength (Rm)	ASTM E8	Min. 150 N/mm ²	Min. 130 N/mm ²
2	Modulus of elasticity	ASTM E8	Min. 70,000 N/mm ²	Min. 70,000 N/mm ²
3	Elongation	ASTM E8	A ₅₀ Min. 2%	A ₅₀ Min. 2%
4	0.2 % Proof Stress	ASTM E8	Min. 110 N/mm ²	Min. 110 N/mm ²



c) Plate Thickness

Shoulder mounted ground signs with a maximum side dimension not exceeding 600 mm shall not be less 3 mm thick with Aluminium Composite Material. All other signs shall be at least 4 mm thick with Aluminium Composite Material. The thickness of the sheet shall be related to the size of the sign and its support and shall be such that it does not bend or deform under prevailing wind and other loads. All overhead signs made with Aluminium Composite Material shall be minimum 4 mm thick to withstand wind and other loads without deformation.

1.6 Retro Reflective Sheeting

The retro reflective sheeting used on the signs shall consist of white or coloured sheeting having a smooth outer surface, which has the property of retro reflection over its entire surface. It shall be weather resistant and exhibit colour fastness. It shall be new and unused and show no evidence of cracking, scaling, and pitting, blistering, edge lifting or curling and shall have negligible shrinkage or expansion. A certificate of having the sheeting tested for coefficient of retro reflection, daytime colour and luminance, shrinkage, flexibility, liner removal, adhesion, impact resistance, specular gloss and fungus resistance, 3 years outdoor weathering and its having passed these tests shall be obtained from International/Government laboratory/Institute by the manufacturer of the sheeting and in case the certificate is obtained from international agency, it should also be obtained from Indian agency within 3 years of launching of product by the manufacture in abroad. Alternatively, a certificate conforming to ASTM Specification (D 4956-09) on artificial accelerated weathering requirements from a reputed laboratory in India will be accepted. The supplier will have to submit performance guarantee of meeting the requirement of three years outdoor weathering of the sheeting.

All micro prismatic grade sheets will be as per ASTM D 4956-09 Type IV. The reflective sheeting shall be made of micro prismatic retro-reflective material. The retro-reflective surface, after cleaning with soap and water and in dry condition shall have the minimum co-efficient of retroreflection (determined in accordance with ASTM D 4956-09), When totally wet, the sheeting shall show not less than 90 percent of the values, of retro-reflection indicated in **6.4**. at the end of the 7 years, the sheeting shall retain at least 80 percent of its original retro-reflectance.

1.7 Messages/borders: The message (legends, letters, numerals etc.) letter, numerals, symbols /legend/arrow etc. in Gujarati, Hindi and /or English, should either be screen-printed or to be cut out from durable transparent Overlay Electrocutable film or cut out from the same type of reflective sheeting for the cautionary /mandatory sign boards. The screen printing shall be processed and finished with materials and in a manner specified by the sheeting manufacturer. For the informatory and other sign boards, the messages (legends, letters, numerals etc.) and borders shall be cut out from durable transparent overlay film or cut-out from the same reflective sheeting only. Cut outs shall be from durable transparent overlay materials as specified by the sheeting manufacturer and shall be bonded with the sheeting in the manner specified by the manufacturer. For screen-printed transparent coloured areas on white sheeting, the coefficient of retro-reflection shall not be less than 50 per cent of the values of corresponding colour in the



above table. Cut-out messages and borders, wherever used, shall be either made out of retro reflective sheeting or made out of durable transparent overlay except those in black which shall be of non-reflective sheeting or opaque in case of durable transparent overlay.

Table 6.4: Acceptable Minimum Coefficient of Retro-reflection for Type-IV Prismatic Grade Sheeting (Candelas per Lux per Square Metre)

Observation Angle	Entrance Angle	White	Yellow	Orange	Green	Red	Blue	Brown	Fluorescent Yellow-Green	Fluorescent Yellow	Fluorescent Orange
0.1° ^B	-4°	500	380	200	70	90	42	25	400	300	150
0.1° ^B	+30°	240	175	94	32	42	20	12	185	140	70
0.2°	-4°	360	270	145	50	65	30	18	290	220	105
0.2°	+30°	170	135	68	25	30	14	8.5	135	100	50
0.5°	-4°	150	110	60	21	27	13	7.5	120	90	45
0.5°	+30°	72	54	28	10	13	6	3.5	55	40	22

^A Minimum Coefficient of Retro reflection (R_A)(cd.lx⁻¹.m⁻²).

^B Values for 0.1° observation angles are supplementary requirements that shall apply only when specified by the purchaser in the contract or order.

1.8 Adhesives: The sheeting shall have a pressure-sensitive adhesive of the aggressive-tack type requiring no heat, solvent or other preparation for adhesion to a smooth clean surface. The adhesive shall be protected by a removable liner (removable by peeling without soaking in water or other solvent) and shall be suitable for the type of material of the base plate used for the sign. The adhesive shall form a durable bond to smooth, corrosion and weather resistant surface of the base plate such that it shall not be possible to remove the sheeting from the sign base in one piece by use of sharp instrument. In case of pressure-sensitive adhesive sheeting, the sheeting shall be applied in accordance with the manufacturer's Specifications.

1.9 Fabrication:

Surface to be reflectorised shall be effectively prepared to receive the retroreflective sheeting. The aluminum sheeting shall be de-greased either by acid or hot alkaline etching and all scale/dust removed to obtain a smooth plain surface before the application of retro-reflective sheeting. If the surface is rough, approved surface primer may be used. After cleaning, metal shall not be handled, except by suitable device or clean canvas gloves, between all cleaning and preparation operation and application of reflective sheeting/primer. There shall be no opportunity for metal to come in contact with grease, oil or other contaminants prior to the application of retro-reflective sheeting. Complete sheets of the material shall be used on the signs except where



it is unavoidable. At splices, sheeting with pressure-sensitive adhesives shall be overlapped not less than 5 mm. Where screen printing with transparent colours is proposed, only butt joint shall be used. The material shall cover the sign surface evenly and shall be free from twists, cracks and folds. Cut-outs to produce legends and borders shall be bonded with the sheeting in the manner specified by the manufacturer.

1.10 Installation

1.10.1 Sign posts, their foundations and sign mountings shall be so constructed as to hold these in a proper and permanent position against the normal storm wind loads or displacement by vandalism. Normally, signs with an area upto 0.9 sq. m. shall be mounted on a single post, and for greater area two or more supports shall be provided. Sign supports may be of mild steel, reinforced concrete or galvanized iron (G.I.). Post(s) shall be firmly fixed to the ground by means of properly designed foundation. The work of foundation shall conform to relevant Specifications as specified.

1.10.2 All components of sign and supports, other than the reflective portion and MS / G.I. posts shall be thoroughly descaled, cleaned, primed and painted with two coats of epoxy paint. Any part of mild steel (M.S.) post below ground shall be painted with three coats of red lead paint.

1.10.3 The signs shall be fixed to the posts by welding in the case of steel posts and by bolts and washers of suitable size in the case of reinforced concrete or G.I. posts. After the nuts have been tightened, the tails of the bolts shall be furred over with a hammer to prevent removal.

1.10.4 Fixing

1.10.4.1 Materials

The various materials and fabrication of the traffic signs shall conform to the following requirements:

4.1.1. Concrete: Concrete shall be of the M20 grade or as shown on the Contract drawings or otherwise as directed by the Engineer.

4.1.2. Water: Water shall conform to IS: 456-1978. Storage & handling of water shall be clean.

4.1.3. Cement: Cement shall conform to IS: 269-1976 or I.S: 455-1976.

4.1.4. Sand, aggregates: Sand, aggregate & its gradation shall conform to M6, M12 & M13 of General Technical Specifications for Building Works..

1.10.4.2. Installation

4.2.1. The supporting structure and signs shall be fabricated and erected as per details given in the plans.

4.2.2. The work of construction of foundation for sign supports including excavation and backfill, forms, steel reinforcement, concrete and its placement shall conform to the relevant Specifications given in these Specifications.

4.2.3. Signs posts, their foundations and sign mountings shall be so constructed as to hold signs in a proper and permanent position to adequately resist swaying in the wind or displacement by vandalism.



4.2.4 After installation of sign is complete, the sign shall be inspected by the Engineer. If specular reflection is apparent on any sign, its positioning shall be adjusted by the Contractor to eliminate or minimize this condition.

1.11 Warranty and durability: The Contractor shall obtain from the manufacture a seven-year warranty for satisfactory field performance including stipulated retroreflectance of the retro-reflectance sheeting. And submit the same to the Engineer. The Contractor/supplier shall also furnish a certification that the signs and materials supplied against the assigned work meets all the stipulated requirements and carry the stipulated warranty. Processed and applied in accordance with recommended procedures, the reflective material shall be weather resistant and, following cleaning, shall show no appreciable discolouration, cracking, blistering or dimensional change and shall not have less than 50 per cent of the specified minimum reflective intensity values (Table 800-1 and 800-2) when subjected to accelerated weathering for 1000 hours, using type E or EH weatherometer (AASHTO Designation M 268).

1.12 Measurements for Payment

The measurement of standard cautionary, mandatory and information signs supplied and fixed, while for direction and place identification signs, these shall be measured in No. basis.

1.13 Rate

The Contract unit rate shall be payment in full for the cost of making the road sign, including all materials, installing it at the site and incidentals to complete the work in accordance with the Specifications.